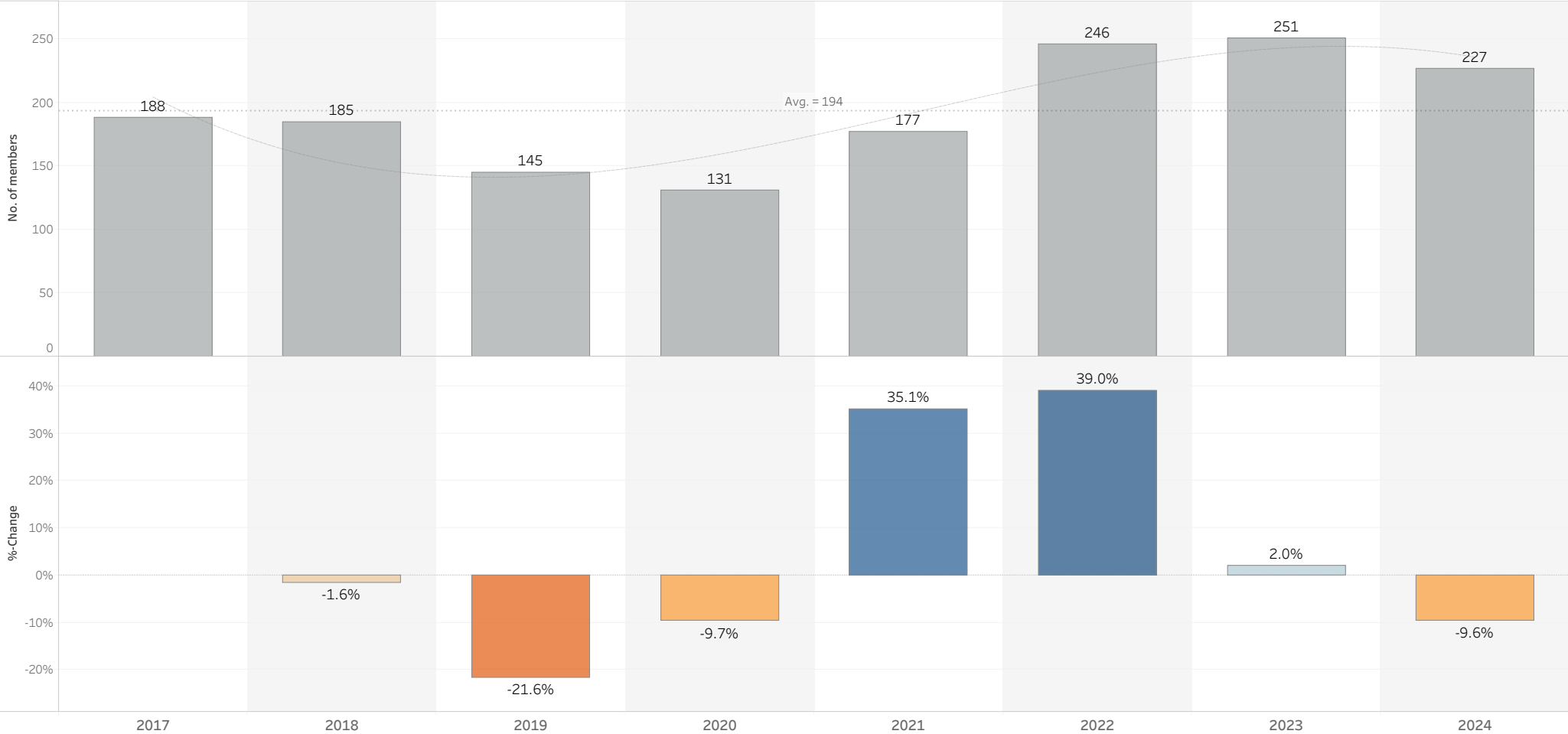
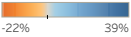


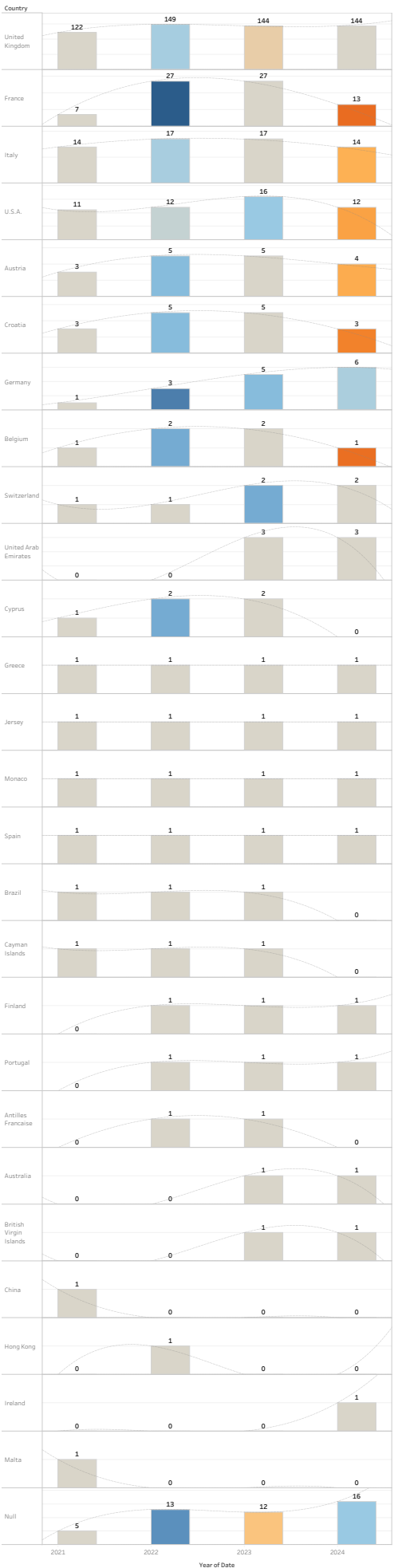
MOCRA Active Members
Development 2017-2024



In 2024, a decline in membership of about 10% has to be observed. This is due to international (racing orientied) members not renewing their previous membership. Unfortunately, the moderate organic growth has not been able to offset this overall development.



MOCRA Member Development per Country 2021 - 2024



Whereas the membership has remained stable with 144 members in the U.K., the five biggest non U.K. countries all show declining membership, most significantly in France (mainly a Route du Rhum effect).

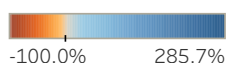


MOCRA Member Development Table per Country 2021 - 2024

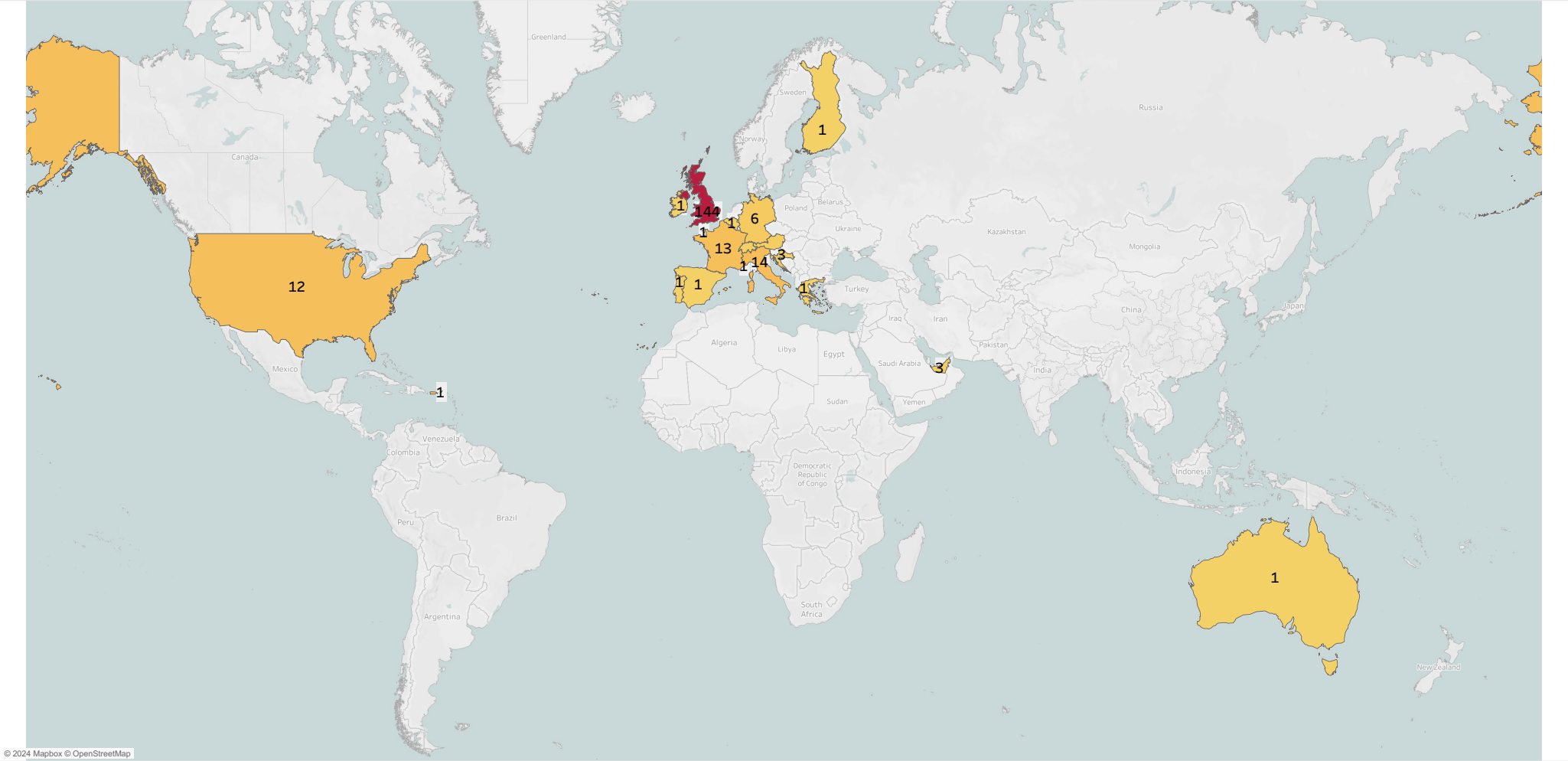
Country	2021	2022	2023	2024
United Kingdom	122	149 22.1%	144 -3.4%	144 0.0%
France	7	27 285.7%	27 0.0%	13 -51.9%
Italy	14	17 21.4%	17 0.0%	14 -17.6%
U.S.A.	11	12 9.1%	16 33.3%	12 -25.0%
Austria	3	5 66.7%	5 0.0%	4 -20.0%
Croatia	3	5 66.7%	5 0.0%	3 -40.0%
Germany	1	3 200.0%	5 66.7%	6 20.0%
Belgium	1	2 100.0%	2 0.0%	1 -50.0%
Switzerland	1	1 0.0%	2 100.0%	2 0.0%
United Arab Emirates	0	0	3	3 0.0%
Cyprus	1	2 100.0%	2 0.0%	0 -100.0%
Greece	1	1 0.0%	1 0.0%	1 0.0%
Jersey	1	1 0.0%	1 0.0%	1 0.0%
Monaco	1	1 0.0%	1 0.0%	1 0.0%
Spain	1	1 0.0%	1 0.0%	1 0.0%
Brazil	1	1 0.0%	1 0.0%	0 -100.0%
Cayman Islands	1	1 0.0%	1 0.0%	0 -100.0%
Finland	0	1	1 0.0%	1 0.0%
Portugal	0	1	1 0.0%	1 0.0%
Antilles Francaise	0	1	1 0.0%	0 -100.0%
Australia	0	0	1	1 0.0%
British Virgin Islands	0	0	1	1 0.0%
China	1	0 -100.0%	0	0
Hong Kong	0	1	0 -100.0%	0
Ireland	0	0	0	1
Malta	1	0 -100.0%	0	0
Null	5	13 160.0%	12 -7.7%	16 33.3%
Gesamtsumme	177	246 39.0%	251 2.0%	227 -9.6%

This table provides the membership numbers per country and their respective percentage change vs. the previous year.

Amongst the top 5 countries, France showed the most significant decline of 52%.



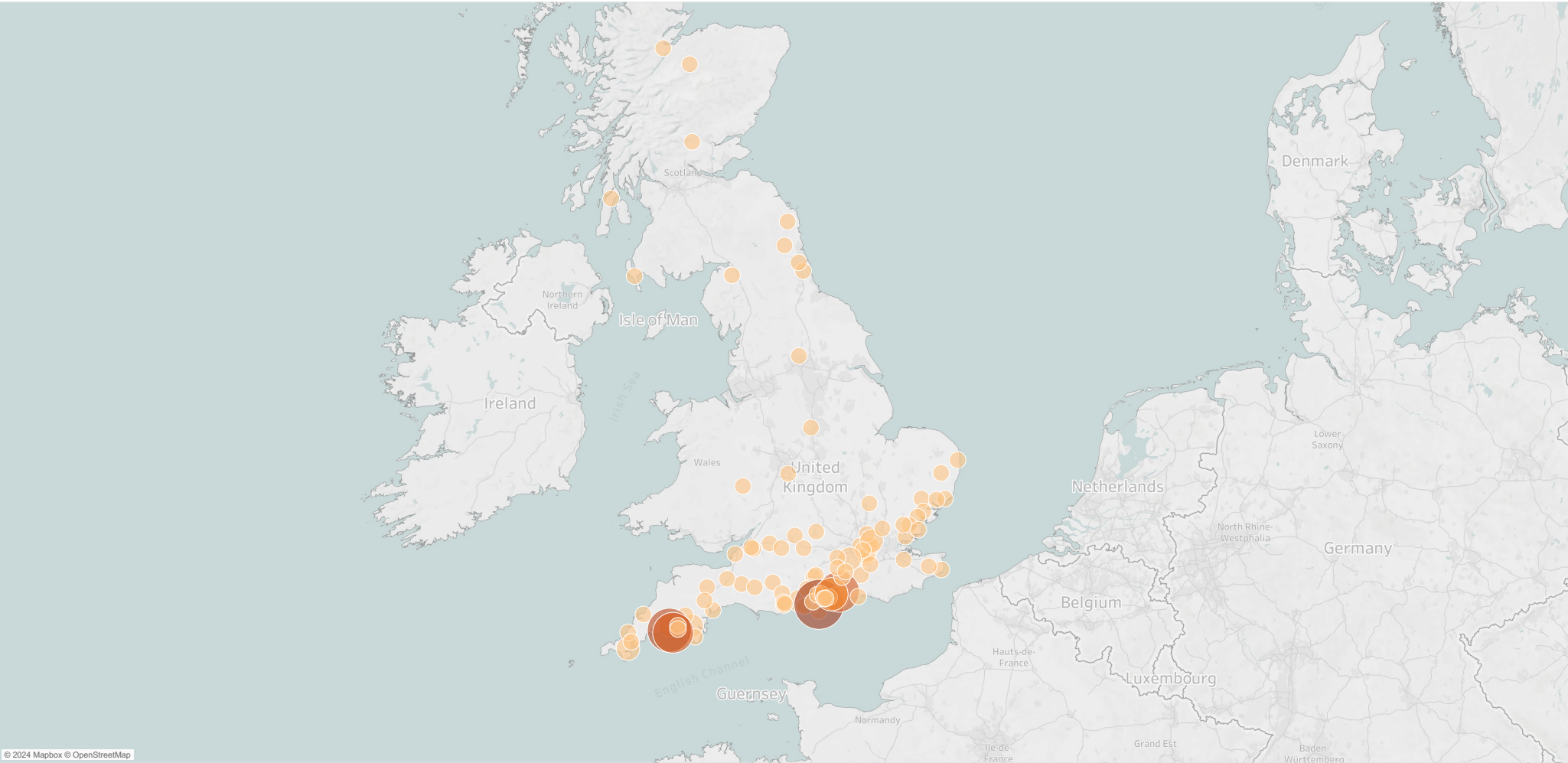
MOCRA Active Members 2024
Global Distribution



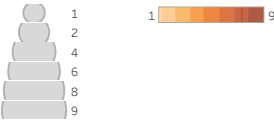
The U.K., MOCRA's home country, increases its membership share to slightly above 60% (from 57% in 2023) due to declining membership numbers in non U.K. countries.



MOCRA Active Members 2024
U.K. Distribution

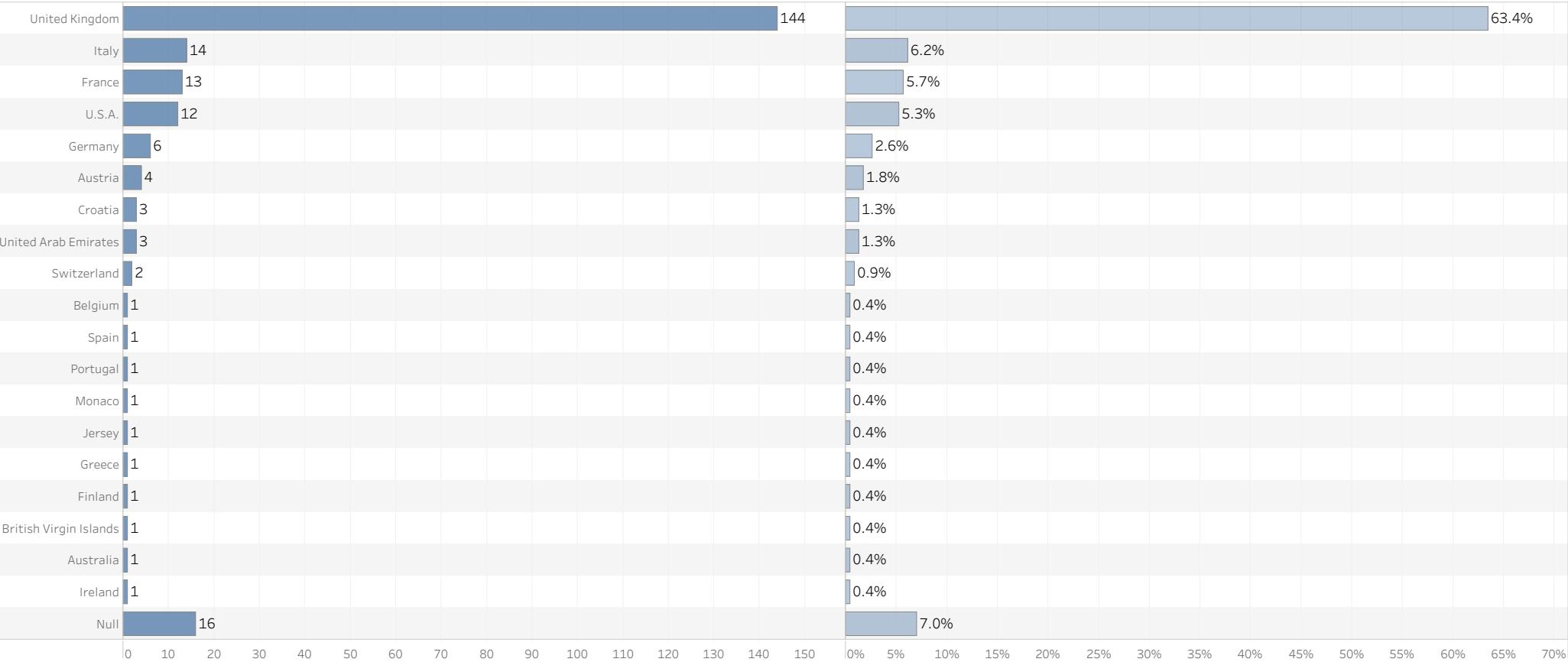


The well established distribution of U.K. members has been quite stable over the years with major member clusters in the South-West, South and South-East.



MOCRA Active Members 2024

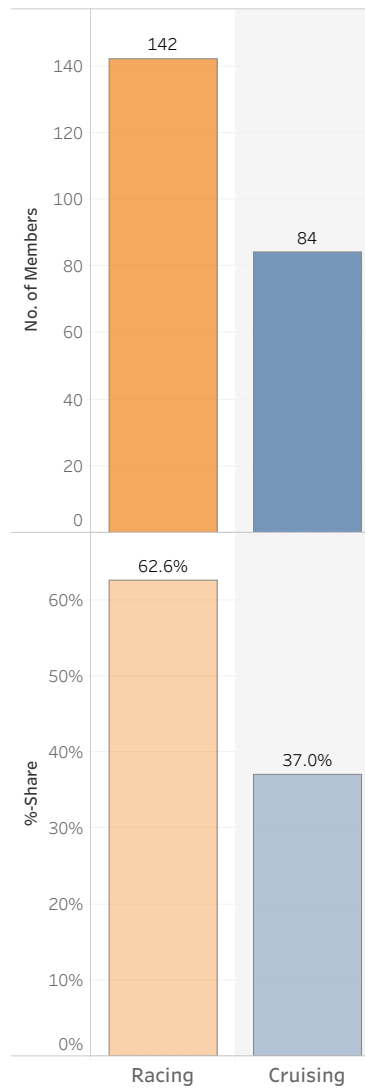
Distribution per Country



The top 3 non U.K. member countries remain Italy (overtaking France), France and the U.S.

MOCRA Active Members 2024

Member Activity

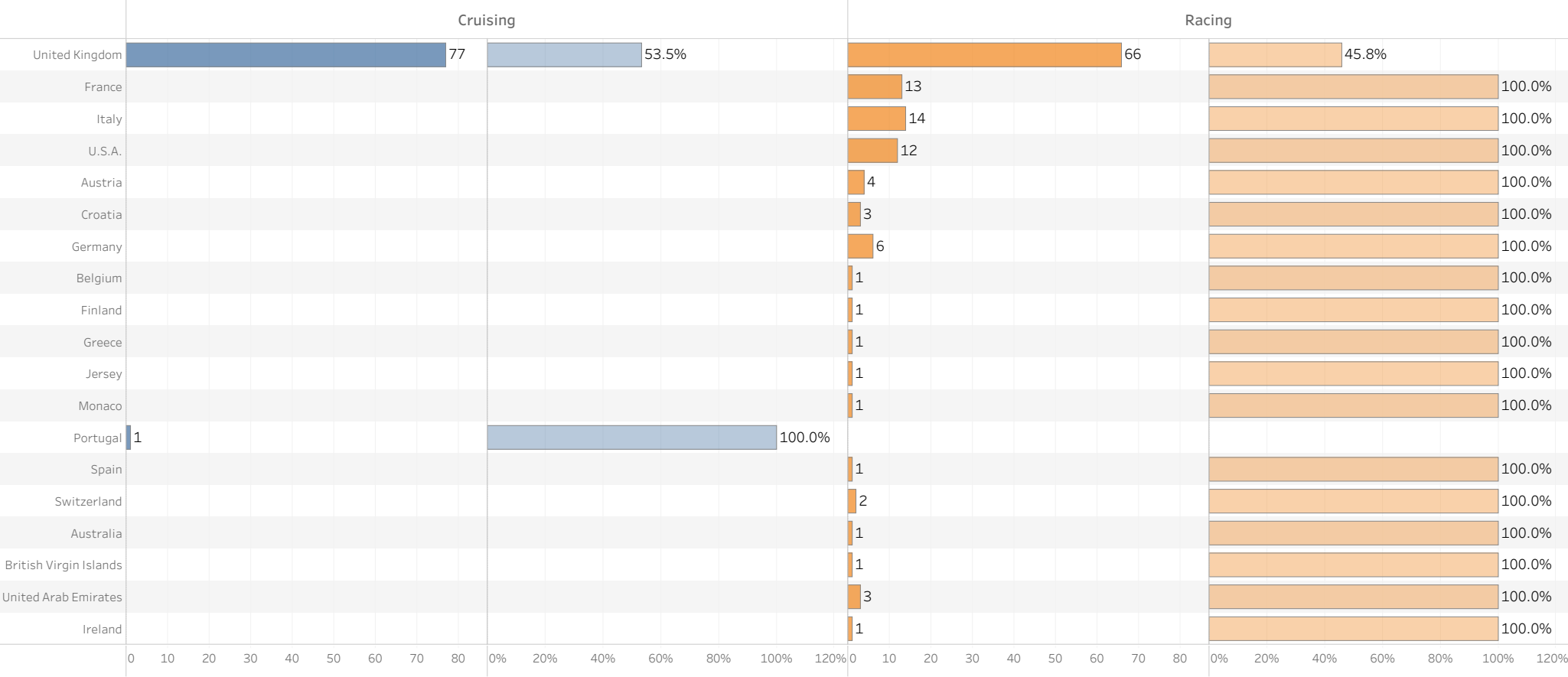


A significant majority of MOCRA members - about 63 % (down from 70% in 2023) - are still "Racing" members.

Please note: the racing members include the pro-members (who are focusing on racing) and those who are using their multihull for racing and cruising purposes. Both racing segments are covered by the MOCRA Rating Certificate.

■ Racing
■ Cruising

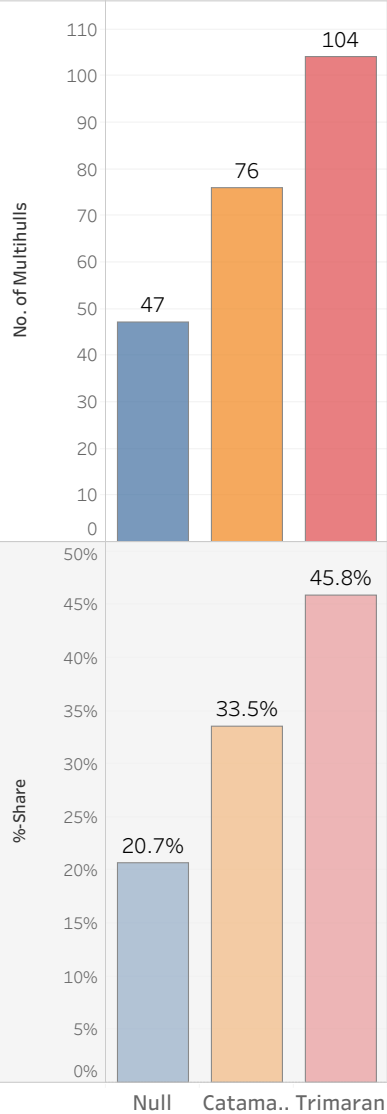
MOCRA Active Members 2024
Member Activity per Country



Interestingly, the cruising segment is dominated by U.K. members, whereas the vast majority of non-U.K. countries are having a racing focus.

■ Cruising
■ Racing

MOCRA Active Members 2024
Type of Multihull



For about 80% of MOCRA members we do have information about their type of multihull on file. The majority of MOCRA members are sailing a trimaran. This has been a very consistent trend over the years.

Multihull Type
■ Null
■ Catamaran
■ Trimaran

MOCRA Active Members 2024

Type of Multihull

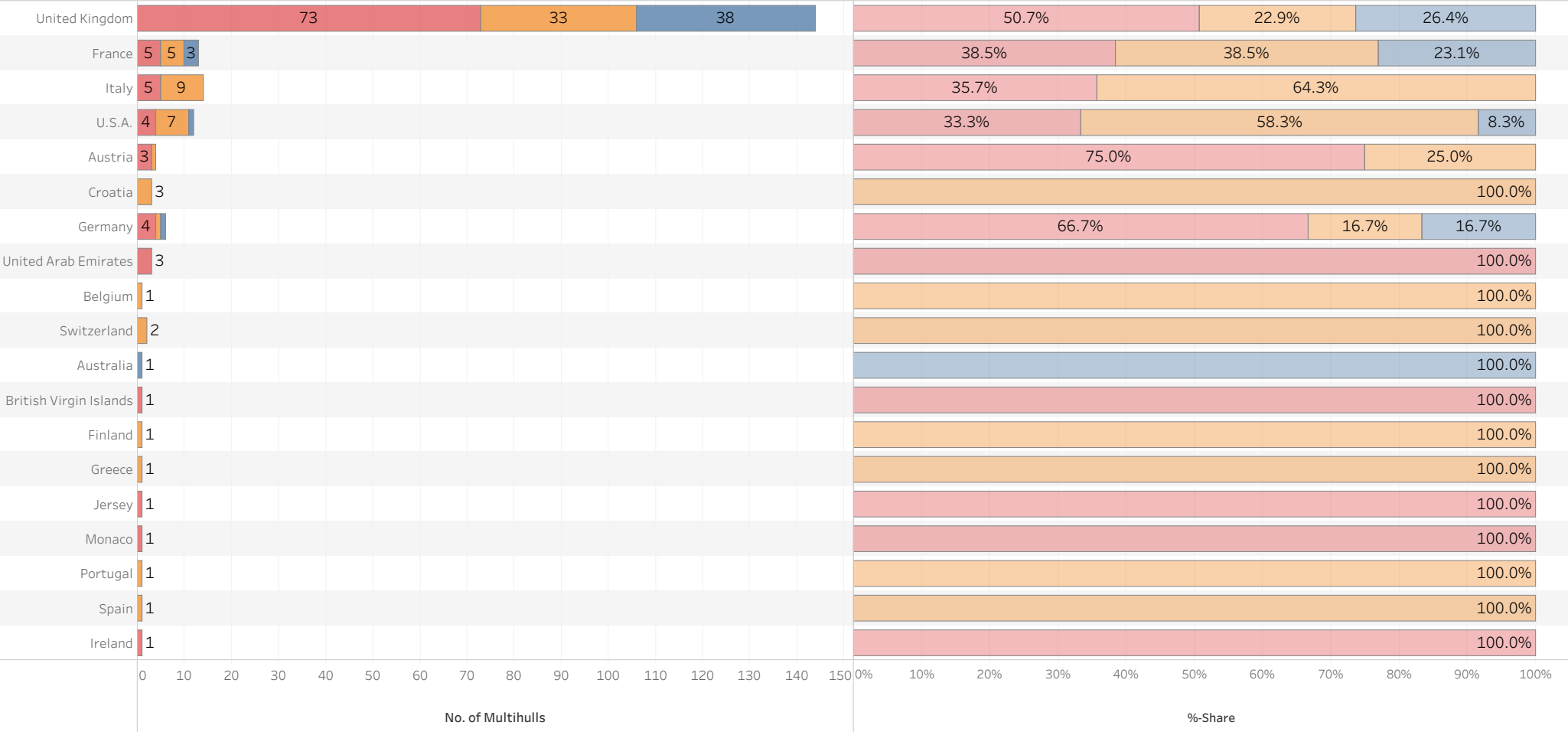


Multihull Type

- Null
- Catamaran
- Trimaran

MOCRA Active Members 2024

Type of Multihull per Country

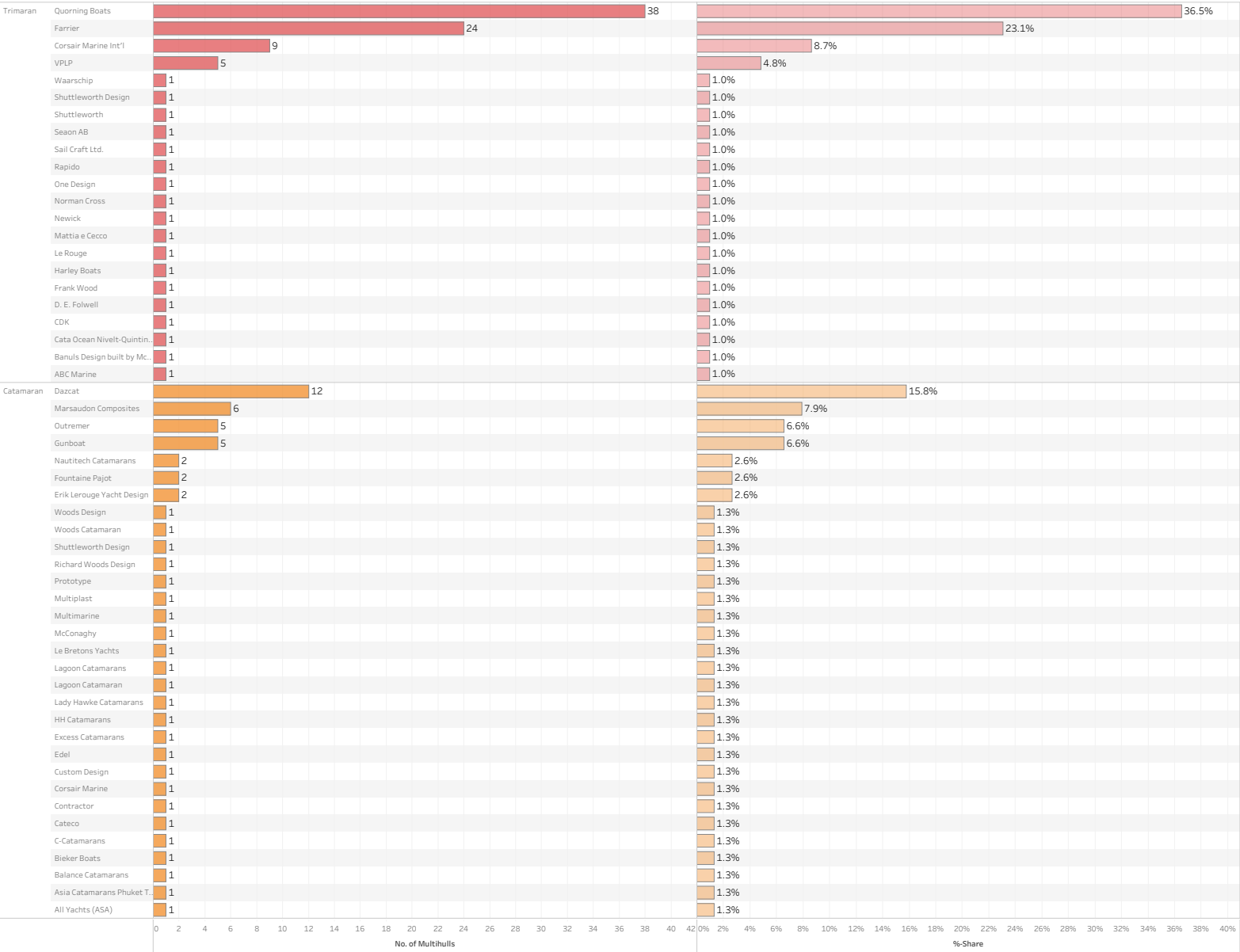


Anzahl von Contact und % von insgesamt Anzahl von Contact für jede Country (Gruppe) 1. Farbe zeigt Details zu Multihull Type (Contact (Contact - Multihull Type)) an. Details werden für Multihull Type (Contact (Contact - Multihull Type)) angezeigt. Die Daten werden unter Member Status gefiltert, wobei Active beibehalten wird.

Multihull Type

- Null
- Catamaran
- Trimaran

MOCRA Active Members 2024
Multihull Manufacturers



Top 3 Trimaran manufacturers within MOCRA:
Quorning Boats (36.5%), Farrier (23.1%) and Corsair Marine (8.7%); i.e. 68.3% in total

Top 3 Catamaran manufacturers within MOCRA:
Dazcat (15.8%), Marsaudon Composites (7.9%), Outremer and Gunboat (6.6% each); i.e. 36.9% in total

Multihull Type
Trimaran
Catamaran